

Personal Protective Equipment (PPE) Hazard Assessment Certificate Instructions

Based on the hierarchy of controls, PPE is a last resort. Personal protective equipment alone should **not** be relied upon to provide protection against hazards but should be used in conjunction with engineering controls, administrative controls, and procedural controls.

This document addresses eye, face, head, hand, foot, torso, respiratory, noise, and fall protection. It will serve as the Personal Protective Equipment (PPE) Certification document required to satisfy the federal requirements of the Occupational Safety and Health Administration (OSHA) Standard, 29 CFR 1910.132 Subpart I- Personal Protective Equipment.

General Guidelines

The PPE Hazard Assessment can be conducted for an area, a job category or for an individual by selecting and filling in the appropriate box. The assigned evaluator shall include their name, department/division being assessed, and the date. Completed assessments must be accessible to employees and inspectors and updated when needed.

PPE HAZARD ASSESSMENT INSTRUCTIONS

STEP 1: INFORM AFFECTED EMPLOYEES OF THE PROCESS:

Affected employees from each work area that is being assessed should be involved in the process. Discuss the reasons for the survey and the procedures being used for the assessment. Review the job procedures, potential hazards and the PPE currently in use.

Step 2: Review data:

Reports of work-related injuries or illnesses, near-miss events and reported safety concerns are sources of data that can provide helpful information for assessing hazards.

Step 3: Conduct a walk-through survey:

The purpose of the survey is to identify sources of hazards to employees. Observe the following: layout of the workplace, location of the employees, work operations, hazards and places where PPE is currently used including the device and reason for use. Using the form, check the type of hazard(s) present within each section (organized by body part). Further descriptions can be provided in the adjacent box. Consideration should be given to the following basic hazard categories:

1. Impact (falling/flying objects)
2. Penetration (sharp objects piercing foot/hand)
3. Compression (roll-over or pinching objects)
4. Chemical exposure (inhalation, ingestion, skin contact, eye contact or injection)
5. Temperature extremes (heat/cold)
6. Dust/flying debris (grinding, chipping, sanding, etc.)
7. Fall (slip/trip, scaffolds, elevated work)
8. Radiation (non-ionizing: UV/IR/light, welding, brazing, cutting, furnaces, etc.)
9. Noise (mechanical rooms, machines, cage washing, jackhammers, etc.)
10. Electrical (shock, short circuit, arcing, static)

Step 4: Select PPE:

After considering and/or planning for other controls, select the PPE which provides at least the minimum level of protection required to protect employees from the hazards. Using the form, note the appropriate PPE in the required PPE box. For help with proper PPE selection, contact OESO or consult the guides found on the OESO-OHS Chemical Hygiene webpage: www.safety.duke.edu/OHS/PPE.htm.

Step 5: Make Document Accessible:

Once completed, signed and dated, store the form either electronically or as a hard copy in a location easily accessible to employees and inspectors.

Step 6: Revise Protocol:

Update departmental protocols with the new or modified PPE requirements if applicable.




Step 7: Reassess the workplace as necessary by identifying and evaluating:

1. New equipment and processes
2. Accident records
3. Suitability of previously selected PPE


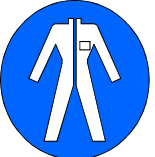



See the attached completed example of the PPE Hazard Assessment Certificate.

The OESO Occupational Hygiene and Safety Division office can be reached at 684-5996 if there are questions regarding this PPE Hazard Assessment Certification form.




PPE HAZARD ASSESSMENT FORM

I am reviewing (check the appropriate box):	A worksite	Specify location:	
	A single employee's job description	Name of employee:	
	A job description for a class of employees	Position Title:	
		Position Titles:	
		Location:	
Your Name:		Department/Division:	Date:
	EYE HAZARDS: Tasks that can cause eye injury include: working with chemicals or acids; UV lights; chipping, sanding, or grinding; welding; furnace operations; and metal and wood working.		
	<i>Check the appropriate box for each hazard:</i>	<i>Description of hazard(s):</i>	<i>Required PPE</i>
	Chemical Exposure		
	High Heat/Cold		
	Dust/Flying Debris		
	Impact		
	UV/IR Radiation		
Other:			
	HEAD/NECK/FACE HAZARDS: Tasks that can cause head/neck/face injury include: working below other workers who are using tools or materials that could fall, working on energized electrical equipment or utilities, and working in trenches or confined spaces.		
	<i>Check the appropriate box for each hazard:</i>	<i>Description of hazard(s):</i>	<i>Required PPE</i>
	Chemical Exposure		
	Dust/Flying Debris		
	Impact		
	UV/IR Radiation		
	Electrical Shock		
Other:			
	FOOT HAZARDS: Tasks that can cause foot injury include: exposure to chemicals or acids, welding or cutting, materials handling, renovation or construction, and electrical work.		
	<i>Check the appropriate box for each hazard:</i>	<i>Description of hazard(s):</i>	<i>Required PPE</i>
	Chemical Exposure		
	High Heat/Cold		
	Impact/Compression		
	Electrical		
	Puncture		
Slippery/Wet Surfaces			
Other:			


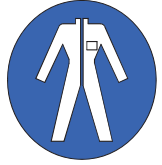



PPE HAZARD ASSESSMENT CERTIFICATE

	HAND HAZARDS: Hand injury can be caused by: work with chemicals or acids, exposure to cut or abrasion hazards (for example, during demolition, renovation, woodworking, or food service preparation), work with very hot or cold objects or materials, and exposure to sharps.		
	<i>Check the appropriate box for each hazard:</i>	<i>Description of hazard(s):</i>	<i>Required PPE</i>
	Chemical Exposure		
	High Heat/Cold		
	UV/IR Radiation		
	Electrical Shock		
	Puncture		
	Cuts/Abrasion		
Other:			
	BODY HAZARDS: Injury of the body (torso, arms, or legs) can occur during: exposure to chemicals, acids, or other hazardous materials; abrasive blasting; welding, cutting, or brazing; chipping, sanding, or grinding; use of chainsaws or similar equipment; and work around electrical arcs.		
	<i>Check the appropriate box for each hazard:</i>	<i>Description of hazard(s):</i>	<i>Required PPE</i>
	Chemical Exposure		
	High Heat/Cold		
	Impact/Compression		
	Electrical Arc		
	Cuts/Abrasion		
	Other:		
	FALL HAZARDS: Personnel may be exposed to fall hazards when performing work on a surface with an unprotected side or edge that is 4 feet or more above a lower level, or 10 feet or more on scaffolds. Fall protection may also be required when using vehicle man lifts, elevated platforms, tree trimming, performing work on poles, roofs, or fixed ladders.		
	<i>Check the appropriate box for each hazard:</i>	<i>Description of hazard(s):</i>	<i>Required PPE</i>
	Fall hazard		
	NOISE HAZARDS: Personnel may be exposed to noise hazards when working in mechanical rooms; machining; grinding; sanding; cage washing; dish washing; working around pneumatic equipment, grounds equipment, generators, chillers, motors, saws, jackhammers, or similar equipment.		
	<i>Check the appropriate box for each hazard:</i>	<i>Description of hazard(s):</i>	<i>Required PPE</i>
	Noise hazard		
	RESPIRATORY HAZARDS: Personnel may be exposed to respiratory hazards that require the use of respirators: during emergency response, when using certain chemicals outside of a chemical fume hood; when working with hazardous powders; when entering fume hood plenums, when working with animals; when applying paints or chemicals in confined spaces; when welding, cutting, or brazing on certain metals; and when disturbing asbestos, lead, silica, or other particulate hazards.		
	<i>Check the appropriate box for each hazard:</i>	<i>Description of hazard(s):</i>	<i>Required PPE</i>
	Chemical exposure		
	Particulate exposure		
	Other:		
I certify that the above hazard assessment was performed to the best of my knowledge and ability, based on the hazards present on this date.			
_____ (signature)			

PPE HAZARD ASSESSMENT FORM

I am reviewing (check the appropriate box):	<input type="checkbox"/> A worksite	Specify location:		
	<input type="checkbox"/> A single employee's job description	Name of employee:		
	<input checked="" type="checkbox"/> A job description for a class of employees	Position Title:		
		Position Titles: Pharmacy Tech, all levels		
	Location: Central Pharmacy IV Sterile Room, DHN 0-level			
Your Name: John Doe		Department/Division: Central Pharmacy, IV Sterile Room		
Date: 10/09/09				
	EYE HAZARDS: Tasks that can cause eye injury include: working with chemicals or acids; UV lights; chipping, sanding, or grinding; welding; furnace operations; and metal and wood working.			
	<i>Check the appropriate box for each hazard:</i>			
	Chemical Exposure	<input checked="" type="checkbox"/>	Exposure to hazardous and non-hazardous drugs during handling and preparation, spill clean-up. Safety hoods/glove boxes in separate clean room used for hazardous drug preparation.	Required PPE Safety glasses w/ side shields for non-liquids, goggles for liquids, surgical mask with shield, face shields (disposable, reusable). In this case, a surgical mask/face shield is designed to prevent exposure from splashing below eye level. A safety shield in lieu of safety eyewear may be sufficient since the splash hazard is not corrosive.
	High Heat/Cold	<input type="checkbox"/>		
	Dust/Flying Debris	<input checked="" type="checkbox"/>		
	Impact	<input type="checkbox"/>		
	UV/IR Radiation	<input type="checkbox"/>		
Other:	<input type="checkbox"/>			
	HEAD/NECK/FACE HAZARDS: Tasks that can cause head/neck/face injury include: working below other workers who are using tools or materials that could fall, working on energized electrical equipment or utilities, and working in trenches or confined spaces.			
	<i>Check the appropriate box for each hazard:</i>			
	Chemical Exposure	<input checked="" type="checkbox"/>	Exposure to hazardous and non-hazardous drugs during handling and preparation, spill clean-up. Safety hoods/glove boxes in separate clean room used for hazardous drug preparation.	Required PPE Surgical mask with face shield, face shield (disposable or reusable). Re-use of equipment depends on departmental protocol.
	Dust/Flying Debris	<input checked="" type="checkbox"/>		
	Impact	<input type="checkbox"/>		
	UV/IR Radiation	<input type="checkbox"/>		
	Electrical Shock	<input type="checkbox"/>		
Other:	<input type="checkbox"/>			
	FOOT HAZARDS: Tasks that can cause foot injury include: exposure to chemicals or acids, welding or cutting, materials handling, renovation or construction, and electrical work.			
	<i>Check the appropriate box for each hazard:</i>			
	Chemical Exposure	<input type="checkbox"/>		
	High Heat/Cold	<input type="checkbox"/>		
	Impact/Compression	<input type="checkbox"/>		
	Electrical	<input type="checkbox"/>		
	Puncture	<input type="checkbox"/>		
	Slippery/Wet Surfaces	<input type="checkbox"/>		
Other:	<input type="checkbox"/>			

PPE HAZARD ASSESSMENT CERTIFICATE

	HAND HAZARDS: Hand injury can be caused by: work with chemicals or acids, exposure to cut or abrasion hazards (for example, during demolition, renovation, woodworking, or food service preparation), work with very hot or cold objects or materials, and exposure to sharps.		
	<i>Check the appropriate box for each hazard:</i>	<i>Description of hazard(s):</i>	<i>Required PPE</i>
	Chemical Exposure <input checked="" type="checkbox"/>	Exposure to hazardous and non-hazardous drugs during handling and preparation, spill clean-up.	Double gloving with chemo gloves for hazardous drug handling, double gloving with approved gloves for non-hazardous drug handling.
	High Heat/Cold <input type="checkbox"/>		
	UV/IR Radiation <input type="checkbox"/>	Punctures from syringe needles that may contain hazardous and non-hazardous drugs during preparation and handling activities such as: dilution/reconstitution, pulling and transferring, recapping and removing needle from syringe for pharmacist review, recapping syringe for medication dispensing. Size of needles used range from 16 to 19 gauge.	
	Electrical Shock <input type="checkbox"/>		
	Puncture <input checked="" type="checkbox"/>		
Cuts/Abrasion <input checked="" type="checkbox"/>			
Other: <input type="checkbox"/>	Cuts from breaking drug containing ampules.		
	BODY HAZARDS: Injury of the body (torso, arms, or legs) can occur during: exposure to chemicals, acids, or other hazardous materials; abrasive blasting; welding, cutting, or brazing; chipping, sanding, or grinding; use of chainsaws or similar equipment; and work around electrical arcs.		
	<i>Check the appropriate box for each hazard:</i>	<i>Description of hazard(s):</i>	<i>Required PPE</i>
	Chemical Exposure <input checked="" type="checkbox"/>	Exposure to drugs during handling and preparation.	Tyvek body suits.
	High Heat/Cold <input type="checkbox"/>		
	Impact/Compression <input type="checkbox"/>		
	Electrical Arc <input type="checkbox"/>		
	Cuts/Abrasion <input type="checkbox"/>		
Other: <input type="checkbox"/>			
	FALL HAZARDS: Personnel may be exposed to fall hazards when performing work on a surface with an unprotected side or edge that is 4 feet or more above a lower level, or 10 feet or more on scaffolds. Fall protection may also be required when using vehicle man lifts, elevated platforms, tree trimming, performing work on poles, roofs, or fixed ladders.		
	<i>Check the appropriate box for each hazard:</i>	<i>Description of hazard(s):</i>	<i>Required PPE</i>
Fall hazard <input type="checkbox"/>			
	NOISE HAZARDS: Personnel may be exposed to noise hazards when working in mechanical rooms; machining; grinding; sanding; cage washing; dish washing; working around pneumatic equipment, grounds equipment, generators, chillers, motors, saws, jackhammers, or similar equipment.		
	<i>Check the appropriate box for each hazard:</i>	<i>Description of hazard(s):</i>	<i>Required PPE</i>
Noise hazard <input type="checkbox"/>			
	RESPIRATORY HAZARDS: Personnel may be exposed to respiratory hazards that require the use of respirators: during emergency response, when using certain chemicals outside of a chemical fume hood; when working with hazardous powders; when entering fume hood plenums, when working with animals; when applying paints or chemicals in confined spaces; when welding, cutting, or brazing on certain metals; and when disturbing asbestos, lead, silica, or other particulate hazards.		
	<i>Check the appropriate box for each hazard:</i>	<i>Description of hazard(s):</i>	<i>Required PPE</i>
	Chemical exposure <input checked="" type="checkbox"/>	Spill clean up of hazardous drugs. Clean up of powdered drugs.	Powered Air Purifying Respirator (PAPR)
	Particulate exposure <input checked="" type="checkbox"/>		
Other: <input type="checkbox"/>			
I certify that the above hazard assessment was performed to the best of my knowledge and ability, based on the hazards present on this date.			
_____ (signature)			